

<b>EUROMAP 90</b>	<b>Energy Efficiency Label</b>
-------------------	--------------------------------

**Version 1.0**, October 2014  
7 pages

This recommendation was prepared by the Technical Commission of EUROMAP.

<b>Contents</b>		<b>Page</b>
<b>1</b>	<b>Introduction .....</b>	<b>3</b>
1.1	Purpose.....	3
1.2	Scope.....	3
<b>2</b>	<b>Design and content of the label.....</b>	<b>3</b>

# 1 Introduction

## 1.1 Purpose

This recommendation specifies a common energy efficiency label for plastics and rubber machinery. This label indicates the machine related energy efficiency class which has been determined by a EUROMAP recommendation for the specific machine type for comparison reasons.

Regarding the status of EUROMAP recommendations, it is emphasized that the use of the energy label is voluntary and no mandatory requirement for putting a machine on the European market. Nevertheless it is requested, that if an energy classification according to a EUROMAP recommendation is communicated by the manufacturer, the common label is used to avoid confusions arisen by the use of different labels.

No third-party certification is needed to issue the label, if the measurements for the determination of the machine related energy class are carried out according to EUROMAP recommendations.

## 1.2 Scope

This recommendation specifies an energy label for all machine types for which a EUROMAP recommendation for the determination of the machine related energy efficiency class has been published. These are currently

- Extrusion Blow Moulding Machines (see EUROMAP 46.1)
- Injection Moulding Machines (see EUROMAP 60.1)

The use of the EUROMAP label is limited to the scope defined here. The label may not be used for any other purpose.

## 2 Design and contents of the label

The template of the label is shown in Figure 1. The areas marked by the numbers shall be filled out with the following content and format:

**Table 1: Contents and format of the variable parts of the EUROMAP energy label**

Area	Content	Format
1	Manufacturer and machine designation	Chosen by manufacturer
2	Machine related energy efficiency class	Arial, 100 pt, bold
3	Used EUROMAP standard and used test cycle if the recommendation allows more than one	Arial, 14 pt, bold

The standard size of the label is A5 (148mm x 210 mm), but may be changed if the proportions are kept. Other modifications are not allowed.

Templates of the label can be requested as pdf, eps and tiff file on the homepage of EUROMAP. They may be used free of charge by the machine manufactures.

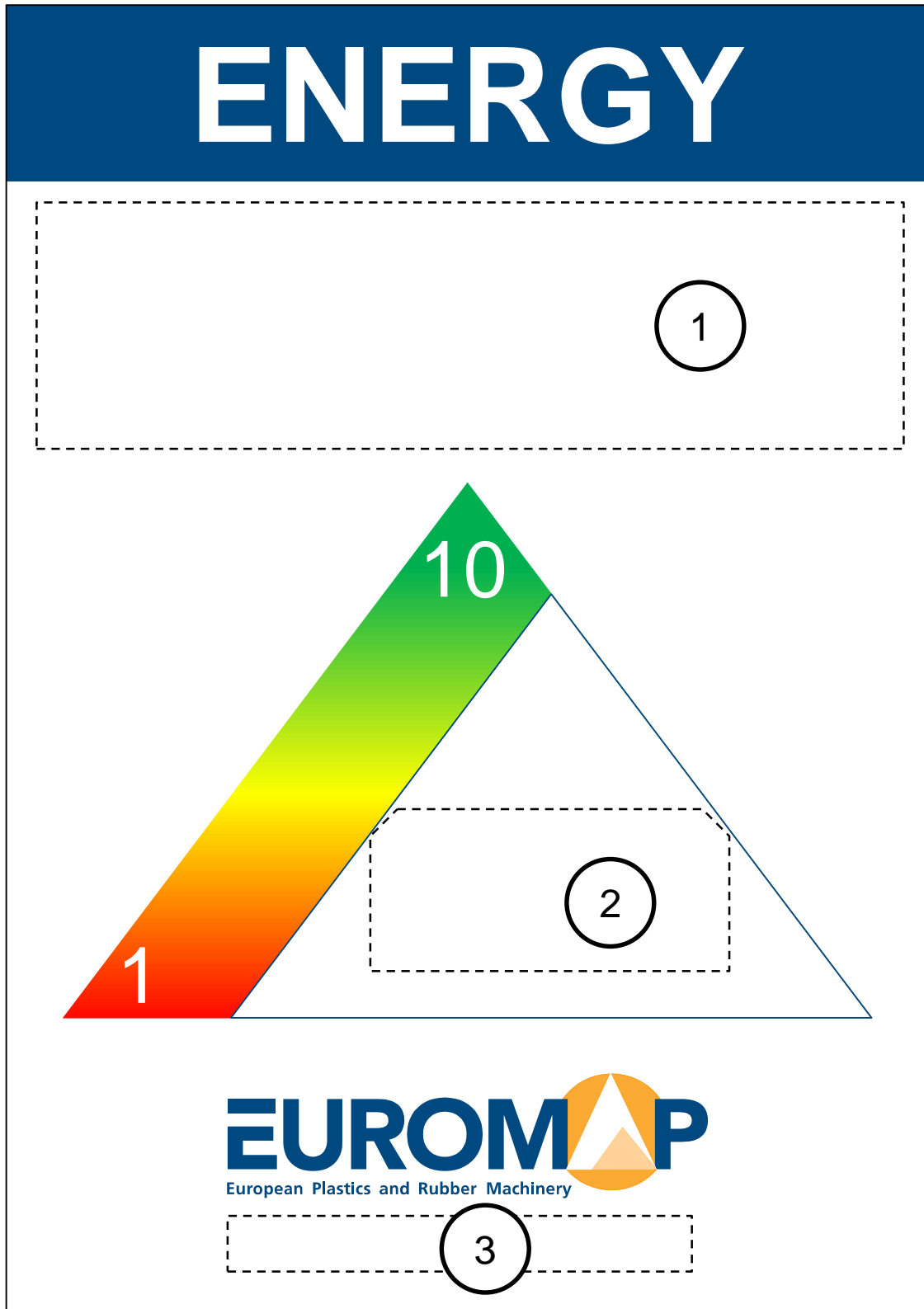


Figure 1: Template of the EUROMAP energy efficiency label

Example:

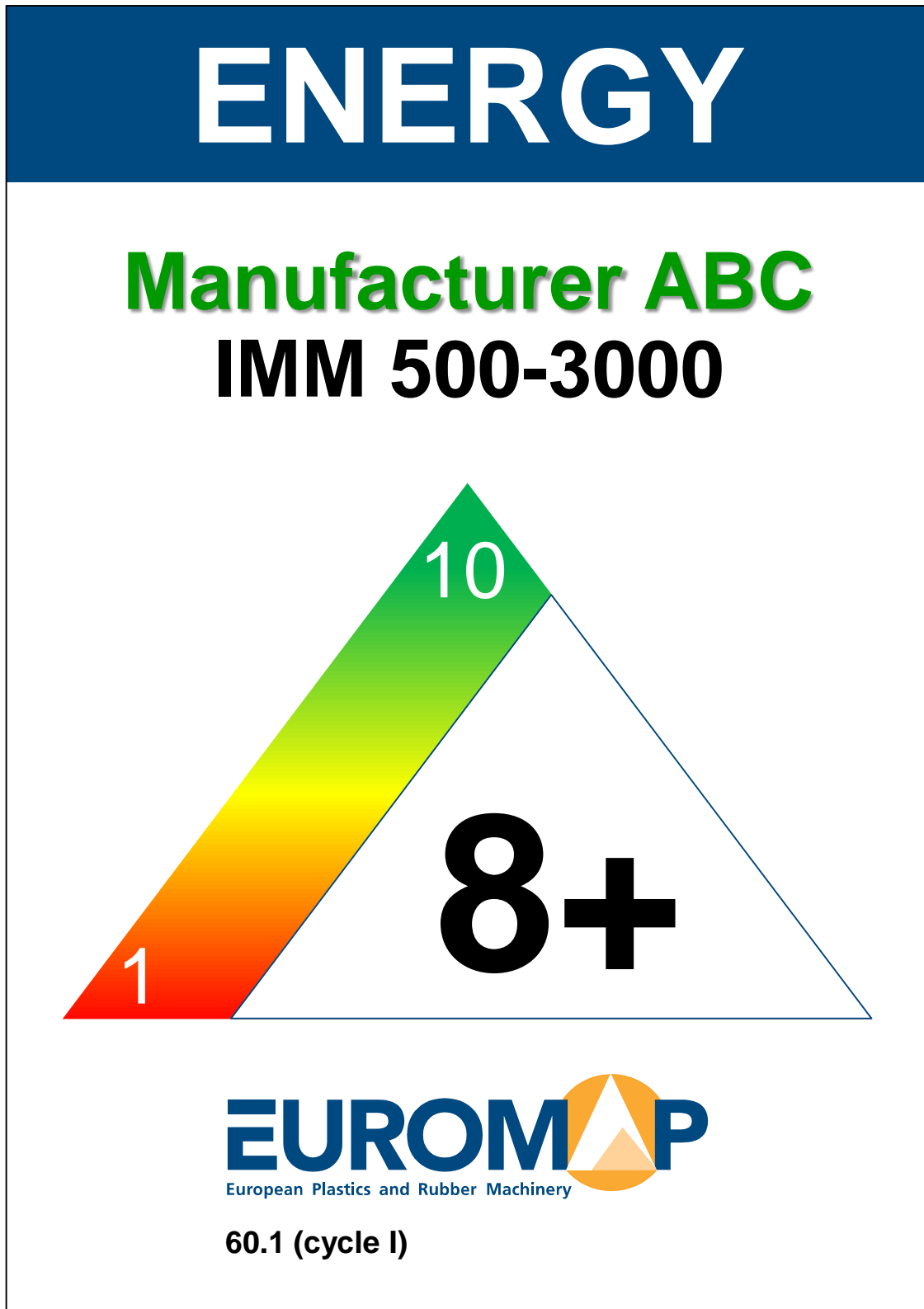


Figure 2: Example of a complete label for an injection moulding machine

As an alternative a compact version in the basis size 48 mm x 48 mm according to figure 3 and table 2 may be used if the label is fixed on the machine.

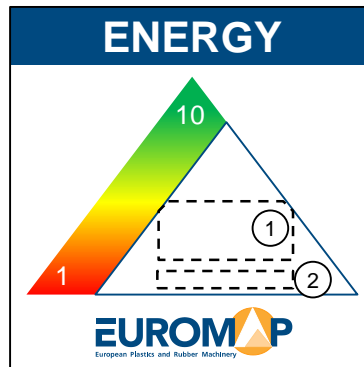


Figure 3: Template of the EUROMAP energy efficiency label (compact version)

Table 2: Contents and format of the variable parts of the compact label

Area	Content	Format
1	Machine related energy efficiency class	Arial, 28 pt, bold
2	Used EUROMAP standard and used test cycle if the recommendation allows more than one	Arial, 7 pt, normal

Example:

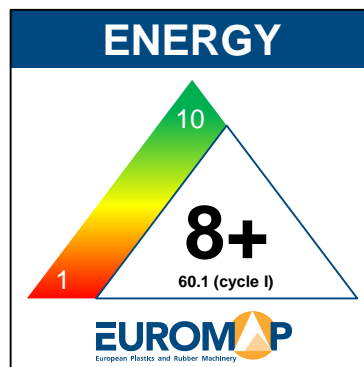


Figure 4: Example of a complete compact label for an injection moulding machine

## **EUROMAP**

Europäisches Komitee der Hersteller von Kunststoff- und Gummi-  
maschinen

European Committee of Machinery Manufacturers for the Plastics  
and Rubber Industries

Comité Européen des Constructeurs de Machines pour Plastiques  
et Caoutchouc

Comitato Europeo Costruttori Macchine per Materie Plastiche e  
Gomma

*See you again*

*<http://www.euromap.org>*

**Copyright by EUROMAP**